



Location: CMA1b - Harbour Grand Hotel Boundary Wall

Report on 24-hour TSP monitoring

Action Level ($\mu\text{g}/\text{m}^3$) - 176.7

Limit Level ($\mu\text{g}/\text{m}^3$) - 260

Date	Sampling Time	Weather Condition	Filter paper no.	Filter Weight, g		Elapse Time, hr		Sampling Time, hr	Flow Rate, m^3/min			Total Volume, m^3	TSP Level, $\mu\text{g}/\text{m}^3$
				Initial	Final	Initial	Final		Initial, Q_{si}	Final, Q_{sf}	Average		
1-Dec-18	8:00	Cloudy	CMA1b_24hr 28409	2.6712	2.7868	12794.10	12818.10	24.00	1.19	1.19	1.19	1712	67.5
7-Dec-18	8:00	Cloudy	CMA1b_24hr 206678	2.6690	2.7216	12821.11	12845.11	24.00	1.20	1.20	1.20	1727	30.5
10-Dec-18	8:00	Fine	CMA1b_24hr 206740	2.6866	2.7540	12848.14	12872.14	24.00	1.20	1.20	1.20	1725	39.1
15-Dec-18	8:00	Fine	CMA1b_24hr 140048	2.6728	2.7848	12875.15	12899.15	24.00	1.20	1.20	1.20	1724	65.0
21-Dec-18	8:00	Fine	CMA1b_24hr 140096	2.6688	2.7611	12902.15	12926.15	24.00	1.18	1.18	1.18	1704	54.2

Report on 1-hour TSP monitoring

Action Level ($\mu\text{g}/\text{m}^3$) - 320.1

Limit Level ($\mu\text{g}/\text{m}^3$) - 500

Date	Sampling Time	Weather Condition	Filter paper no.	Filter Weight, g		Elapse Time, hr		Sampling Time, hr	Flow Rate, m^3/min			Total Volume, m^3	TSP Level, $\mu\text{g}/\text{m}^3$
				Initial	Final	Initial	Final		Initial, Q_{si}	Final, Q_{sf}	Average		
3-Dec-18	8:58	Cloudy	CMA1b_1hr_1 28460	2.6844	2.6883	12818.10	12819.10	1.00	1.19	1.19	1.19	71	54.8
3-Dec-18	10:30	Cloudy	CMA1b_1hr_2 28465	2.6806	2.6853	12819.10	12820.10	1.00	1.19	1.19	1.19	71	66.1
3-Dec-18	13:00	Cloudy	CMA1b_1hr_3 27145	2.6966	2.7036	12820.10	12821.10	1.00	1.19	1.19	1.19	71	98.4
8-Dec-18	8:20	Cloudy	CMA1b_1hr_1 206717	2.6712	2.6734	12845.13	12846.13	1.00	1.20	1.20	1.20	72	30.6
8-Dec-18	9:40	Cloudy	CMA1b_1hr_2 206724	2.6922	2.6926	12846.13	12847.13	1.00	1.20	1.20	1.20	72	5.6
8-Dec-18	10:42	Cloudy	CMA1b_1hr_3 206730	2.6856	2.6872	12847.13	12848.13	1.00	1.20	1.20	1.20	72	22.2
11-Dec-18	8:30	Fine	CMA1b_1hr_1 140028	2.6857	2.6876	12872.15	12873.15	1.00	1.20	1.20	1.20	72	26.4
11-Dec-18	9:35	Fine	CMA1b_1hr_2 140045	2.6538	2.6574	12873.15	12874.15	1.00	1.20	1.20	1.20	72	50.1
11-Dec-18	10:40	Fine	CMA1b_1hr_3 140042	2.6640	2.6680	12874.15	12875.15	1.00	1.20	1.20	1.20	72	55.7
17-Dec-18	9:00	Fine	CMA1b_1hr_1 140072	2.6678	2.6711	12899.15	12900.15	1.00	1.20	1.20	1.20	72	45.9
17-Dec-18	10:12	Fine	CMA1b_1hr_2 140055	2.6820	2.6853	12900.15	12901.15	1.00	1.20	1.20	1.20	72	45.9
17-Dec-18	13:00	Fine	CMA1b_1hr_3 140056	2.6592	2.6626	12901.15	12902.15	1.00	1.20	1.20	1.20	72	47.3
22-Dec-18	8:05	Fine	CMA1b_1hr_1 140099	2.6944	2.6990	12926.16	12927.16	1.00	1.24	1.24	1.24	74	61.8
22-Dec-18	10:50	Fine	CMA1b_1hr_2 140107	2.6530	2.6586	12927.16	12928.16	1.00	1.18	1.18	1.18	71	78.9
22-Dec-18	13:00	Fine	CMA1b_1hr_3 140114	2.6674	2.6674	12928.16	12929.16	1.00	1.18	1.18	1.18	71	<0.1



Location: CMA2a - Causeway Bay Community Centre

Report on 24-hour TSP monitoring
Action Level ($\mu\text{g}/\text{m}^3$) - 169.5
Limit Level ($\mu\text{g}/\text{m}^3$) - 260

Date	Sampling Time	Weather Condition	Filter paper no.	Filter Weight, g		Elapse Time, hr		Sampling Time, hr	Flow Rate, m^3/min			Total Volume, m^3	TSP Level, $\mu\text{g}/\text{m}^3$
				Initial	Final	Initial	Final		Initial, Q_{si}	Final, Q_{sf}	Average		
1-Dec-18	8:00	Cloudy	CMA2a_24hr_28408	2.6518	2.8736	22358.52	22382.52	24.00	1.30	1.30	1.30	1869	118.7
7-Dec-18	8:00	Cloudy	CMA2a_24hr_206680	2.6542	2.7596	22385.53	22409.53	24.00	1.31	1.31	1.31	1886	55.9
11-Dec-18	12:04	Fine	CMA2a_24hr_140041	2.6618	2.8209	22415.57	22439.57	24.00	1.31	1.32	1.31	1889	84.2
15-Dec-18	8:00	Fine	CMA2a_24hr_140052	2.6663	2.8789	22439.57	22463.57	24.00	1.31	1.31	1.31	1882	112.9
21-Dec-18	8:00	Fine	CMA2a_24hr_140095	2.6713	2.8120	22466.58	22490.58	24.00	1.30	1.30	1.30	1874	75.1

Remarks: Due to interruption of electricity, the 24hr TSP was rescheduled from 10 December 2018 to 11 December 2018

Report on 1-hour TSP monitoring
Action Level ($\mu\text{g}/\text{m}^3$) - 323.4
Limit Level ($\mu\text{g}/\text{m}^3$) - 500

Date	Sampling Time	Weather Condition	Filter paper no.	Filter Weight, g		Elapse Time, hr		Sampling Time, hr	Flow Rate, m^3/min			Total Volume, m^3	TSP Level, $\mu\text{g}/\text{m}^3$
				Initial	Final	Initial	Final		Initial, Q_{si}	Final, Q_{sf}	Average		
3-Dec-18	8:58	Cloudy	CMA2a_1hr_1_28461	2.6959	2.7012	22382.52	22383.52	1.00	1.29	1.29	1.29	78	68.3
3-Dec-18	10:23	Cloudy	CMA2a_1hr_2_28466	2.6887	2.6963	22383.52	22384.52	1.00	1.29	1.29	1.29	78	97.9
3-Dec-18	13:00	Cloudy	CMA2a_1hr_3_28464	2.6942	2.7034	22384.52	22385.52	1.00	1.29	1.29	1.29	78	118.5
8-Dec-18	8:20	Cloudy	CMA2a_1hr_1_206716	2.6828	2.6864	22409.54	22410.54	1.00	1.31	1.31	1.31	79	45.8
8-Dec-18	9:40	Cloudy	CMA2a_1hr_2_206723	2.6766	2.6826	22410.54	22411.54	1.00	1.31	1.31	1.31	79	76.3
8-Dec-18	10:45	Cloudy	CMA2a_1hr_3_206729	2.6849	2.6903	22411.54	22412.54	1.00	1.31	1.31	1.31	79	68.7
11-Dec-18	8:50	Fine	CMA2a_1hr_1_140046	2.6798	2.6862	22412.57	22413.57	1.00	1.31	1.31	1.31	78	81.6
11-Dec-18	9:55	Fine	CMA2a_1hr_2_140044	2.6650	2.6702	22413.57	22414.57	1.00	1.31	1.31	1.31	78	66.3
11-Dec-18	11:00	Fine	CMA2a_1hr_3_140043	2.6593	2.6658	22414.57	22415.57	1.00	1.31	1.31	1.31	78	82.9
17-Dec-18	9:10	Fine	CMA2a_1hr_1_140069	2.6487	2.6558	22463.57	22464.57	1.00	1.31	1.31	1.31	79	90.4
17-Dec-18	10:23	Fine	CMA2a_1hr_2_140071	2.6564	2.6634	22464.57	22465.57	1.00	1.31	1.31	1.31	79	89.2
17-Dec-18	13:00	Fine	CMA2a_1hr_3_140057	2.6541	2.6612	22465.57	22466.57	1.00	1.31	1.31	1.31	79	90.4
22-Dec-18	8:06	Fine	CMA2a_1hr_1_140100	2.6967	2.7048	22490.59	22491.59	1.00	1.30	1.30	1.30	78	103.7
22-Dec-18	10:50	Fine	CMA2a_1hr_2_140106	2.6571	2.6647	22491.59	22492.59	1.00	1.30	1.30	1.30	78	97.3
22-Dec-18	13:00	Fine	CMA2a_1hr_3_140115	2.6342	2.6434	22492.59	22493.59	1.00	1.30	1.30	1.30	78	117.8



Location: CMA3a - CWB PRE Site Office Area

Report on 24-hour TSP monitoring
Action Level ($\mu\text{g}/\text{m}^3$) - 171
Limit Level ($\mu\text{g}/\text{m}^3$) - 260

Date	Sampling Time	Weather Condition	Filter paper no.	Filter Weight, g		Elapse Time, hr		Sampling Time, hr	Flow Rate, m^3/min			Total Volume, m^3	TSP Level, $\mu\text{g}/\text{m}^3$
				Initial	Final	Initial	Final		Initial, Q_{si}	Final, Q_{sf}	Average		
1-Dec-18	8:00	Cloudy	CMA3a_24hr 28402	2.6868	2.8421	9795.71	9819.71	24.00	1.04	1.04	1.04	1503	103.3
7-Dec-18	8:00	Cloudy	CMA3a_24hr 206747	2.6744	2.7309	9822.71	9846.71	24.00	1.02	1.03	1.02	1475	38.3
10-Dec-18	8:00	Fine	CMA3a_24hr 206734	2.6761	2.7351	9849.73	9873.73	24.00	0.99	0.99	0.99	1428	41.3
15-Dec-18	8:00	Fine	CMA3a_24hr 140038	2.6725	2.7765	9876.75	9900.75	24.00	0.99	0.99	0.99	1426	72.9
21-Dec-18	8:00	Fine	CMA3a_24hr 140065	2.6485	2.7455	9903.75	9927.75	24.00	1.28	1.28	1.28	1847	52.5

Report on 1-hour TSP monitoring
Action Level ($\mu\text{g}/\text{m}^3$) - 311.3
Limit Level ($\mu\text{g}/\text{m}^3$) - 500

Date	Sampling Time	Weather Condition	Filter paper no.	Filter Weight, g		Elapse Time, hr		Sampling Time, hr	Flow Rate, m^3/min			Total Volume, m^3	TSP Level, $\mu\text{g}/\text{m}^3$
				Initial	Final	Initial	Final		Initial, Q_{si}	Final, Q_{sf}	Average		
3-Dec-18	8:40	Cloudy	CMA3a_1hr_1 28463	2.6886	2.6929	9819.71	9820.71	1.00	1.04	1.04	1.04	62	68.9
3-Dec-18	10:58	Cloudy	CMA3a_1hr_2 28453	2.6926	2.6960	9820.71	9821.71	1.00	1.04	1.04	1.04	62	54.5
3-Dec-18	13:00	Cloudy	CMA3a_1hr_3 28451	2.7037	2.7088	9821.71	9822.71	1.00	1.04	1.04	1.04	62	81.7
8-Dec-18	8:10	Cloudy	CMA3a_1hr_1 206715	2.6849	2.6854	9846.73	9847.73	1.00	1.06	0.99	1.03	62	8.1
8-Dec-18	9:26	Cloudy	CMA3a_1hr_2 206722	2.6746	2.6760	9847.73	9848.73	1.00	0.99	0.99	0.99	60	23.5
8-Dec-18	10:30	Cloudy	CMA3a_1hr_3 206728	2.6754	2.6757	9848.73	9849.73	1.00	1.03	1.03	1.03	62	4.9
11-Dec-18	13:00	Fine	CMA3a_1hr_1 140049	2.6456	2.6496	9873.75	9874.75	1.00	0.99	0.99	0.99	59	67.3
11-Dec-18	14:02	Fine	CMA3a_1hr_2 140030	2.6935	2.6989	9874.75	9875.75	1.00	0.99	0.99	0.99	59	90.8
11-Dec-18	15:15	Fine	CMA3a_1hr_3 140034	2.6636	2.6688	9875.75	9876.75	1.00	0.99	0.99	0.99	59	87.5
17-Dec-18	13:00	Fine	CMA3a_1hr_1 140058	2.6514	2.6550	9900.75	9901.75	1.00	0.99	0.99	0.99	60	60.5
17-Dec-18	14:33	Fine	CMA3a_1hr_2 140068	2.6606	2.6650	9901.75	9902.75	1.00	0.99	0.99	0.99	60	73.9
17-Dec-18	16:05	Fine	CMA3a_1hr_3 140067	2.6438	2.6480	9902.75	9903.75	1.00	0.99	0.99	0.99	60	70.6
22-Dec-18	8:30	Fine	CMA3a_1hr_1 140200	2.6213	2.6272	9927.76	9928.76	1.00	1.25	1.25	1.25	75	78.4
22-Dec-18	10:37	Fine	CMA3a_1hr_2 140105	2.6778	2.6831	9928.76	9929.76	1.00	1.31	1.37	1.34	80	65.9
22-Dec-18	13:00	Fine	CMA3a_1hr_3 140113	2.6360	2.6387	9929.76	9930.76	1.00	1.28	1.28	1.28	77	35.1



Location: CMA4a - SPCA

Report on 24-hour TSP monitoring

Action Level ($\mu\text{g}/\text{m}^3$) - 171.2
 Limit Level ($\mu\text{g}/\text{m}^3$) - 260

Date	Sampling Time	Weather Condition	Filter paper no.	Filter Weight, g		Elapse Time, hr		Sampling Time, hr	Flow Rate, m^3/min			Total Volume, m^3	TSP Level, $\mu\text{g}/\text{m}^3$
				Initial	Final	Initial	Final		Initial, Q_{si}	Final, Q_{sf}	Average		
1-Dec-18	8:00	Cloudy	CMA4a_24hr 28406	2.6603	2.8239	26614.21	26638.21	24.00	1.27	1.27	1.27	1823	89.8
7-Dec-18	8:00	Cloudy	CMA4a_24hr 206681	2.6527	2.7225	26641.22	26665.22	24.00	1.27	1.28	1.28	1836	38.0
10-Dec-18	8:00	Fine	CMA4a_24hr 206741	2.6683	2.7885	26668.24	26692.24	24.00	1.27	1.27	1.27	1835	65.5
15-Dec-18	8:00	Fine	CMA4a_24hr 140037	2.6893	2.8450	26695.25	26719.25	24.00	1.27	1.27	1.27	1833	84.9
21-Dec-18	8:00	Fine	CMA4a_24hr 140066	2.6559	2.7797	26722.25	26746.25	24.00	1.25	1.25	1.25	1802	68.7

Report on 1-hour TSP monitoring

Action Level ($\mu\text{g}/\text{m}^3$) - 312.5
 Limit Level ($\mu\text{g}/\text{m}^3$) - 500

Date	Sampling Time	Weather Condition	Filter paper no.	Filter Weight, g		Elapse Time, hr		Sampling Time, hr	Flow Rate, m^3/min			Total Volume, m^3	TSP Level, $\mu\text{g}/\text{m}^3$
				Initial	Final	Initial	Final		Initial, Q_{si}	Final, Q_{sf}	Average		
3-Dec-18	8:40	Cloudy	CMA4a_1hr_1 28462	2.7039	2.7079	26638.21	26639.21	1.00	1.26	1.26	1.26	76	52.8
3-Dec-18	10:55	Cloudy	CMA4a_1hr_2 28454	2.6968	2.7031	26639.21	26640.21	1.00	1.22	1.22	1.22	73	86.3
3-Dec-18	13:00	Cloudy	CMA4a_1hr_3 28452	2.6777	2.6834	26640.21	26641.21	1.00	1.26	1.26	1.26	76	75.2
8-Dec-18	8:10	Cloudy	CMA4a_1hr_1 206743	2.6749	2.6770	26665.22	26666.22	1.00	1.28	1.28	1.28	77	27.4
8-Dec-18	9:25	Cloudy	CMA4a_1hr_2 206721	2.6963	2.6991	26666.22	26667.22	1.00	1.28	1.28	1.28	77	36.6
8-Dec-18	10:28	Cloudy	CMA4a_1hr_3 206727	2.6712	2.6742	26667.22	26668.22	1.00	1.28	1.28	1.28	77	39.2
11-Dec-18	13:00	Fine	CMA4a_1hr_1 140050	2.6773	2.6837	26692.25	26693.25	1.00	1.27	1.27	1.27	76	83.8
11-Dec-18	14:03	Fine	CMA4a_1hr_2 140029	2.6872	2.6931	26693.25	26694.25	1.00	1.27	1.27	1.27	76	77.2
11-Dec-18	15:07	Fine	CMA4a_1hr_3 140033	2.6771	2.6862	26694.25	26695.25	1.00	1.27	1.27	1.27	76	119.1
17-Dec-18	13:00	Fine	CMA4a_1hr_1 140059	2.6658	2.6723	26719.25	26720.25	1.00	1.27	1.27	1.27	76	85.0
17-Dec-18	14:17	Fine	CMA4a_1hr_2 140070	2.6737	2.6789	26720.25	26721.25	1.00	1.27	1.27	1.27	76	68.0
17-Dec-18	15:54	Fine	CMA4a_1hr_3 140060	2.6552	2.6610	26721.25	26722.25	1.00	1.27	1.27	1.27	76	75.9
22-Dec-18	8:20	Fine	CMA4a_1hr_1 140051	2.6625	2.6681	26746.26	26747.26	1.00	1.25	1.25	1.25	75	74.6
22-Dec-18	10:35	Fine	CMA4a_1hr_2 140101	2.6558	2.6615	26747.26	26748.26	1.00	1.25	1.25	1.25	75	75.9
22-Dec-18	13:00	Fine	CMA4a_1hr_3 140111	2.6434	2.6484	26748.26	26749.26	1.00	1.25	1.25	1.25	75	66.6



Location: CMA5b - Pedestrian Plaza

Report on 24-hour TSP monitoring

Action Level ($\mu\text{g}/\text{m}^3$) - 181
Limit Level ($\mu\text{g}/\text{m}^3$) - 260

Date	Sampling Time	Weather Condition	Filter paper no.	Filter Weight, g		Elapse Time, hr		Sampling Time, hr	Flow Rate, m^3/min			Total Volume, m^3	TSP Level, $\mu\text{g}/\text{m}^3$
				Initial	Final	Initial	Final		Initial, Q_{si}	Final, Q_{sf}	Average		
1-Dec-18	8:00	Cloudy	CMA5b_24hr 28469	2.7033	2.8089	11244.87	11268.87	24.00	0.92	0.92	0.92	1329	79.5
7-Dec-18	8:00	Cloudy	CMA5b_24hr 206746	2.6853	2.7300	11271.88	11295.88	24.00	0.93	0.94	0.94	1347	33.2
10-Dec-18	8:00	Fine	CMA5b_24hr 206731	2.6685	2.7386	11298.89	11322.89	24.00	0.94	0.93	0.93	1345	52.1
15-Dec-18	8:00	Fine	CMA5b_24hr 140009	2.6812	2.7877	11325.90	11349.90	24.00	0.93	0.93	0.93	1343	79.3
21-Dec-18	8:00	Fine	CMA5b_24hr 140063	2.6644	2.7256	11352.91	11376.91	24.00	1.21	1.21	1.21	1744	35.1

Report on 1-hour TSP monitoring

Action Level ($\mu\text{g}/\text{m}^3$) - 332
Limit Level ($\mu\text{g}/\text{m}^3$) - 500

Date	Sampling Time	Weather Condition	Filter paper no.	Filter Weight, g		Elapse Time, hr		Sampling Time, hr	Flow Rate, m^3/min			Total Volume, m^3	TSP Level, $\mu\text{g}/\text{m}^3$
				Initial	Final	Initial	Final		Initial, Q_{si}	Final, Q_{sf}	Average		
3-Dec-18	8:02	Cloudy	CMA5b_1hr_1 28421	2.6904	2.6926	11268.87	11269.87	1.00	0.92	0.92	0.92	55	39.9
3-Dec-18	9:33	Cloudy	CMA5b_1hr_2 28456	2.6863	2.6887	11269.87	11270.87	1.00	0.92	0.92	0.92	55	43.5
3-Dec-18	13:00	Cloudy	CMA5b_1hr_3 28450	2.6807	2.6851	11270.87	11271.87	1.00	0.92	0.92	0.92	55	79.8
8-Dec-18	8:04	Cloudy	CMA5b_1hr_1 206712	2.6796	2.6810	11295.89	11296.89	1.00	0.94	0.94	0.94	56	24.9
8-Dec-18	9:10	Cloudy	CMA5b_1hr_2 206718	2.6737	2.6764	11296.89	11297.89	1.00	0.94	0.94	0.94	56	48.1
8-Dec-18	10:13	Cloudy	CMA5b_1hr_3 206725	2.6726	2.6750	11297.89	11298.89	1.00	0.94	0.94	0.94	56	42.7
11-Dec-18	13:00	Fine	CMA5b_1hr_1 140022	2.6628	2.6659	11322.90	11323.90	1.00	0.93	0.93	0.93	56	55.4
11-Dec-18	14:31	Fine	CMA5b_1hr_2 140003	2.6790	2.6837	11323.90	11324.90	1.00	0.93	0.93	0.93	56	84.0
11-Dec-18	15:48	Fine	CMA5b_1hr_3 140006	2.6996	2.7041	11324.90	11325.90	1.00	0.93	0.93	0.93	56	80.4
17-Dec-18	10:50	Fine	CMA5b_1hr_1 140084	2.6655	2.6661	11349.90	11350.90	1.00	0.93	0.93	0.93	56	10.7
17-Dec-18	13:00	Fine	CMA5b_1hr_2 140088	2.6744	2.6757	11350.90	11351.90	1.00	0.93	0.93	0.93	56	23.2
17-Dec-18	14:15	Fine	CMA5b_1hr_3 140094	2.6581	2.6602	11351.90	11352.90	1.00	0.93	0.93	0.93	56	37.5
22-Dec-18	8:35	Fine	CMA5b_1hr_1 140199	2.6580	2.6657	11376.91	11377.91	1.00	1.21	1.21	1.21	73	105.9
22-Dec-18	10:25	Fine	CMA5b_1hr_2 140104	2.6525	2.6608	11377.91	11378.91	1.00	1.24	1.24	1.24	74	111.6
22-Dec-18	13:00	Fine	CMA5b_1hr_3 140112	2.6463	2.6506	11378.91	11379.91	1.00	1.27	1.27	1.27	76	56.6



Location: CMA6a - WD2 PRE Office

Report on 24-hour TSP monitoring

Action Level - 187.3 $\mu\text{g}/\text{m}^3$
Limit Level - 260 $\mu\text{g}/\text{m}^3$

Date	Sampling Time	Weather Condition	Filter paper no.	Filter Weight, g		Elapse Time, hr		Sampling Time, hr	Flow Rate, m^3/min			Total Volume, m^3	TSP Level, $\mu\text{g}/\text{m}^3$
				Initial	Final	Initial	Final		Initial, Q_{si}	Final, Q_{sf}	Average		
1-Dec-18	8:00	Cloudy	CMA6a_24hr 28387	2.6519	2.7831	4909.73	4933.73	24.00	1.06	1.06	1.06	1527	85.9
7-Dec-18	8:00	Cloudy	CMA6a_24hr 206745	2.6772	2.7286	4936.75	4960.75	24.00	1.07	1.07	1.07	1545	33.3
10-Dec-18	8:00	Fine	CMA6a_24hr 206733	2.6970	2.8125	4963.76	4987.76	24.00	1.14	1.14	1.14	1645	70.2
15-Dec-18	8:00	Fine	CMA6a_24hr 140007	2.7062	2.8400	4990.78	5014.78	24.00	1.07	1.07	1.07	1542	86.8
21-Dec-18	8:00	Fine	CMA6a_24hr 140061	2.6995	2.7765	5018.81	5042.81	24.00	1.14	1.14	1.14	1642	46.9

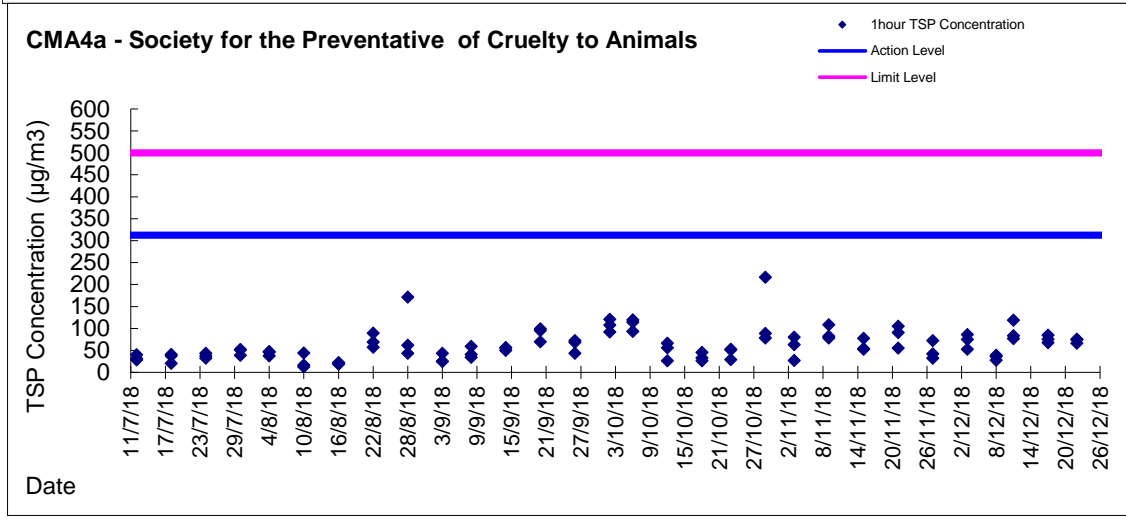
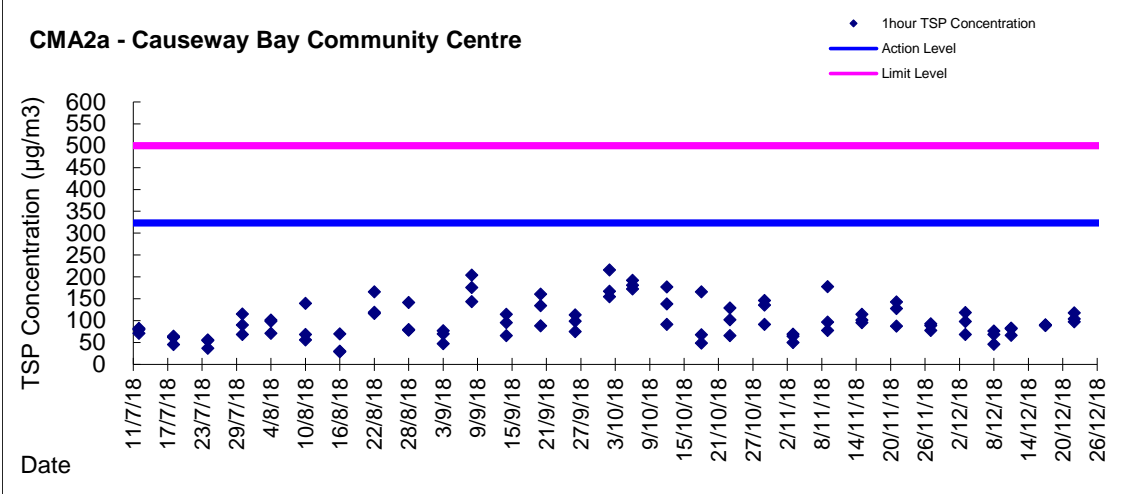
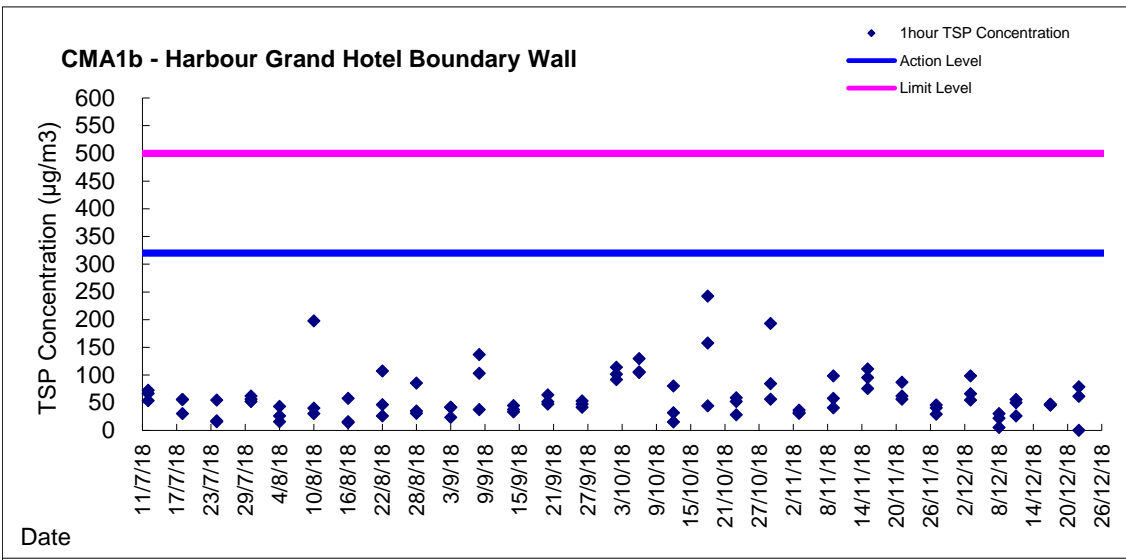
Report on 1-hour TSP monitoring

Action Level - 300.1 $\mu\text{g}/\text{m}^3$
Limit Level - 500 $\mu\text{g}/\text{m}^3$

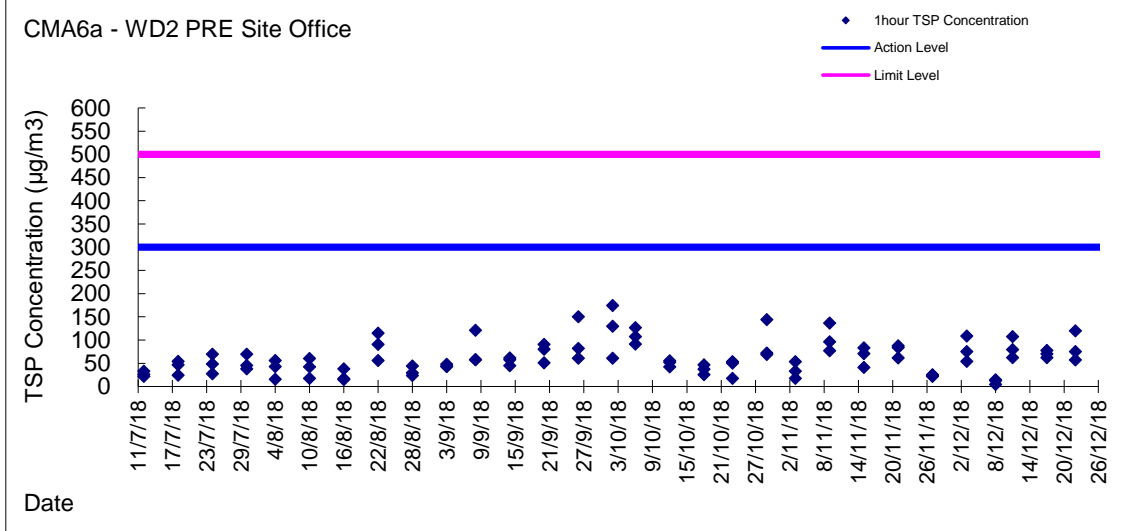
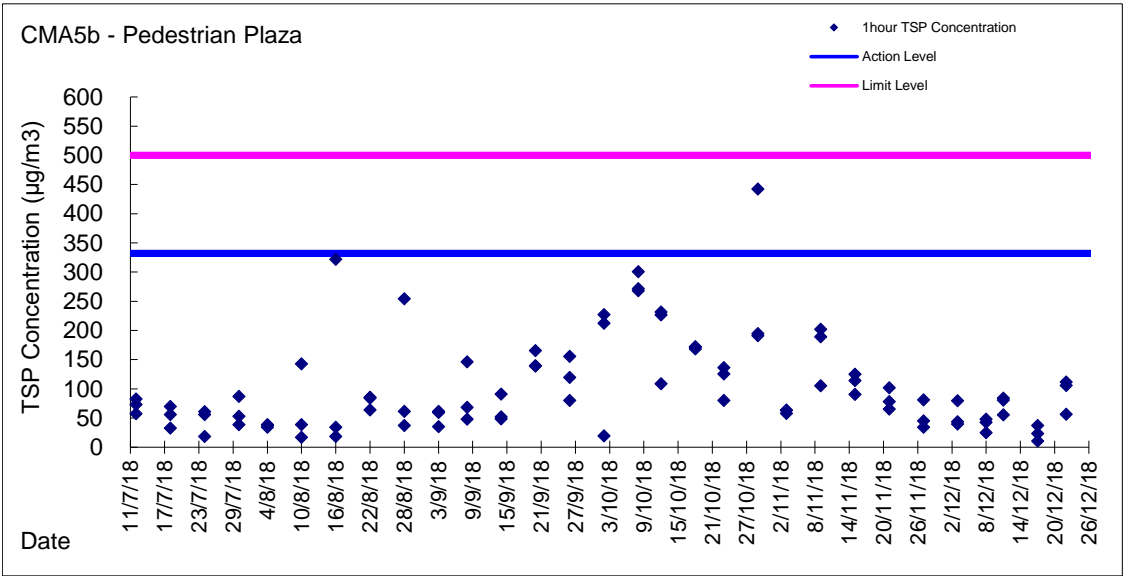
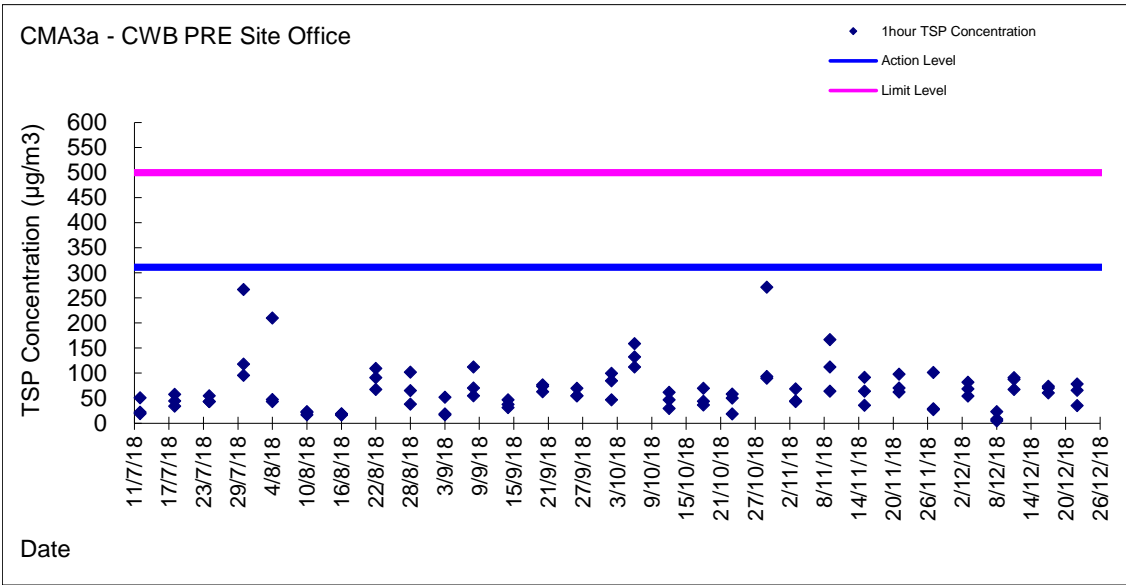
Date	Sampling Time	Weather Condition	Filter paper no.	Filter Weight, g		Elapse Time, hr		Sampling Time, hr	Flow Rate, m^3/min			Total Volume, m^3	TSP Level, $\mu\text{g}/\text{m}^3$
				Initial	Final	Initial	Final		Initial, Q_{si}	Final, Q_{sf}	Average		
3-Dec-18	8:10	Cloudy	CMA6a_1hr_1 28389	2.6786	2.6855	4933.73	4934.73	1.00	1.06	1.06	1.06	63	108.9
3-Dec-18	9:45	Cloudy	CMA6a_1hr_2 28455	2.6999	2.7050	4934.73	4935.73	1.00	1.13	1.13	1.13	68	75.5
3-Dec-18	13:00	Cloudy	CMA6a_1hr_3 28448	2.6852	2.6891	4935.73	4936.73	1.00	1.20	1.20	1.20	72	54.4
8-Dec-18	8:05	Cloudy	CMA6a_1hr_1 206714	2.6758	2.6767	4960.76	4961.76	1.00	1.22	1.22	1.22	73	12.3
8-Dec-18	9:15	Cloudy	CMA6a_1hr_2 206720	2.6861	2.6864	4961.76	4962.76	1.00	1.07	1.07	1.07	64	4.7
8-Dec-18	10:17	Cloudy	CMA6a_1hr_3 206742	2.6678	2.6688	4962.76	4963.76	1.00	1.14	1.14	1.14	69	14.6
11-Dec-18	13:00	Fine	CMA6a_1hr_1 140020	2.6786	2.6837	4987.77	4988.77	1.00	1.07	1.07	1.07	64	79.4
11-Dec-18	14:13	Fine	CMA6a_1hr_2 140001	2.6959	2.6999	4988.77	4989.77	1.00	1.07	1.07	1.07	64	62.3
11-Dec-18	15:23	Fine	CMA6a_1hr_3 140004	2.6769	2.6838	4989.77	4990.77	1.00	1.07	1.07	1.07	64	107.4
17-Dec-18	14:03	Fine	CMA6a_1hr_1 140091	2.6532	2.6577	5015.80	5016.80	1.00	1.07	1.07	1.07	64	70.0
17-Dec-18	15:41	Fine	CMA6a_1hr_2 140090	2.6600	2.6650	5016.80	5017.80	1.00	1.07	1.07	1.07	64	77.7
17-Dec-18	16:53	Fine	CMA6a_1hr_3 140092	2.6672	2.6712	5017.80	5018.80	1.00	1.07	1.07	1.07	64	62.2
22-Dec-18	8:50	Fine	CMA6a_1hr_1 140197	2.6574	2.6656	5042.82	5043.82	1.00	1.14	1.14	1.14	68	119.9
22-Dec-18	10:15	Fine	CMA6a_1hr_2 140102	2.6274	2.6327	5043.82	5044.82	1.00	1.14	1.20	1.17	70	75.3
22-Dec-18	13:00	Fine	CMA6a_1hr_3 140110	2.6583	2.6622	5044.82	5045.82	1.00	1.14	1.14	1.14	68	57.0



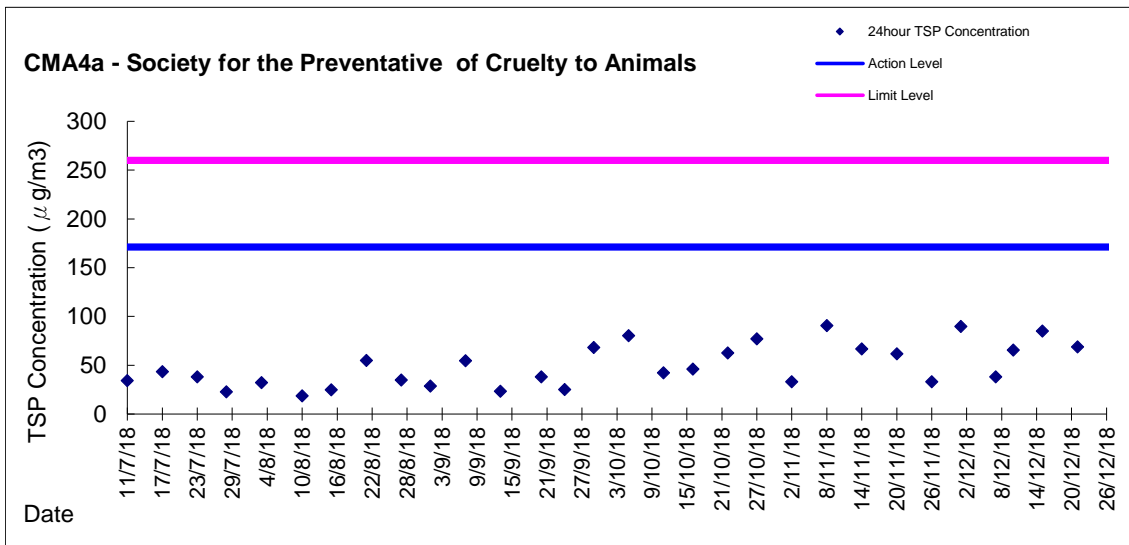
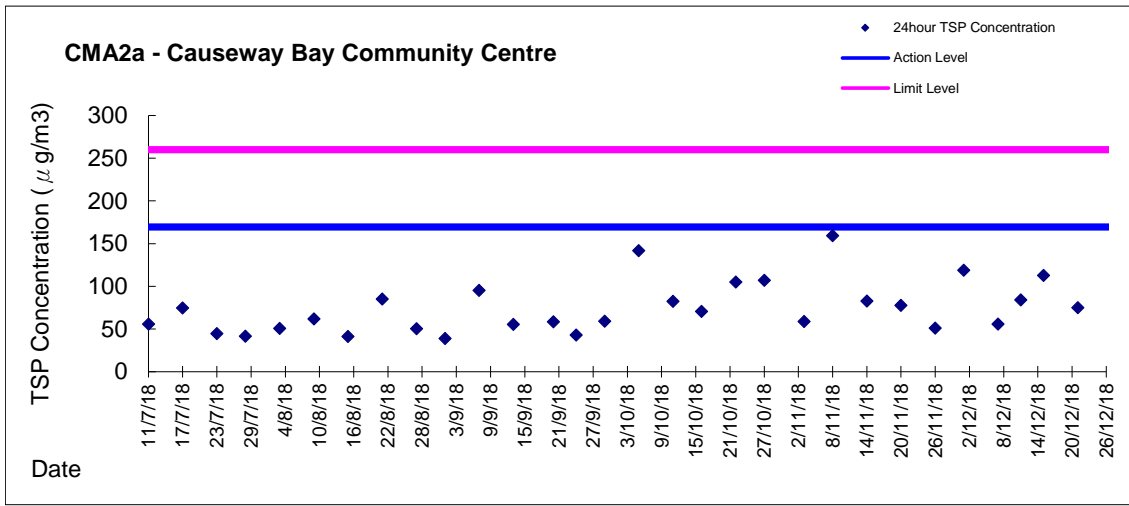
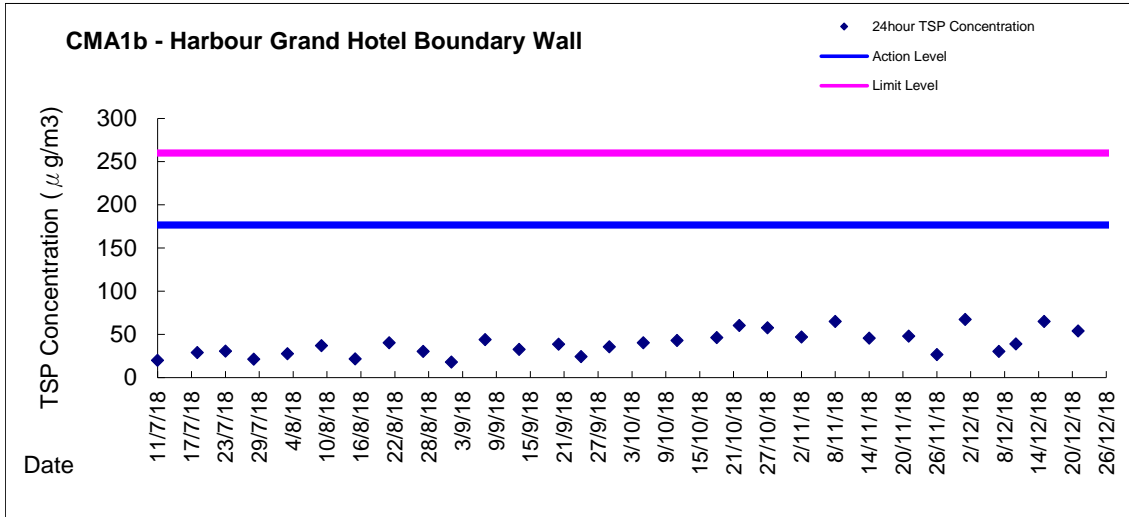
Graphic Presentation of 1 hour TSP Result



Graphic Presentation of 1 hour TSP Result



Graphic Presentation of 24 hour TSP Result



Graphic Presentation of 24 hour TSP Result

